

Roytrin TTD Income Fund

Fund size: TT\$ 4,415 million

Investment objective: To provide a high level of interest income in keeping with the highest short-term interest rates available whilst ensuring greater safety of capital.

Top 10 individual holdings (as at 30 September 2013)

Description	Coupon	Maturity	% MV Exposure
CASH			5.62
GOTT	6.250	09/05/2018	2.22
US TREASURY NOTE	1.750	05/15/2023	1.98
COMPUTER ASSOCIATES INC	5.375	12/01/2019	1.65
US TREASURY NOTE	1.375	02/28/2019	1.32
GOTT	6.000	11/22/2031	1.28
CONAGRA FOODS INC	7.000	04/15/2019	1.26
TT TREASURY NOTE	2.500	05/31/2017	1.26
REPUBLIC OF ORIENT URUGUAY	8.000	11/18/2022	1.13
HOUSING DEVELOPMENT CO.	1.750	10/25/2013	1.12

Top 10 individual holdings (as at 30 June 2013)

Description	Coupon	Maturity	% MV Exposure
CASH			3.84
GOTT	6.250	09/05/2018	2.17
US TREASURY NOTE	1.750	05/15/2023	1.98
COMPUTER ASSOCIATES INC	5.375	12/01/2019	1.90
HDC BRIDGE LOAN	1.750	10/25/2013	1.47
TIME WARNER INC	6.875	06/15/2018	1.40
REPUBLIC OF COLOMBIA	7.375	01/27/2017	1.35
US TREASURY NOTE	1.375	02/28/2019	1.30
GOTT	6.000	11/22/2031	1.27
TT TREASURY NOTE	2.500	05/31/2017	1.26

Performance metrics:

30 September 2013

Weighted Average Life	5.70	Weighted Average Life	5.63
Weighted Average Duration	4.73	Weighted Average Duration	4.67
Weighted Average Yield	3.81%	Weighted Average Yield	3.64%
Average Credit Rating	BBB+	Average Credit Rating	BBB+

30 June 2013

Fund expenses:

The Fund MER is the Management Expense Ratio, and it reflects the Fund's management fee and operating expenses as a percentage of fund size.

The Fund MER = 1.90%.

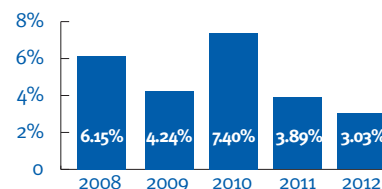
As at December 31, 2012, the Fund's expenses were US\$19.00 for every US\$1,000 invested.

Fund performance:

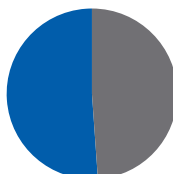
Annualised Returns (as at 30 September 2013)

12-month	3-year	5-year	10-year	Return from inception
0.55%	2.46%	4.14%	4.95%	6.86%

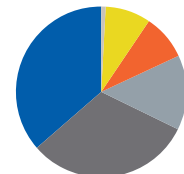
Historical performance:



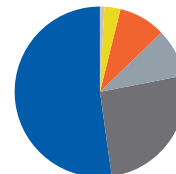
Exposure by Currency



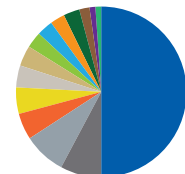
Exposure by Asset Class



Exposure by Region



Exposure by Sector



How risky is it?

Low	Low to Medium	Medium	Medium to High	High
-----	---------------	--------	----------------	------